









About the quays
 Quay 41-50 640 m
 Quay 51-54 240 m
 Quay energy 120 m

	Office
	Warehouse
	Surface
	Railway
	Fence
	Road
	Q=Quay
	Bollard, 15-20 m between



	Office
	Warehouse
	Surface
	Railway
	Fence
	Road
	Quay
	Bollard, 15 m between

About the quays
 Quay 1-7 640 m
 Quay energy 130 m